

EASTERN LEBANON COUNTY SCHOOL DISTRICT
STUDENT LEARNING MAP
Revised 2/3/14

Course/Subject: Jewelry Design
Topic: Design its' relationship to
technique and media in jewelry making.

Days: Throughout the semester course
Ongoing
Grade Level:
10,11,12

Key Learning: Design and understanding it's relationship to technique , media, and aesthetics in jewelry making is essential to creating jewelry.









Unit Essential Question: How will understanding design and it's relationship to technique, media, and aesthetics inform my creative choices when creating jewelry?

Concept: Elements of Design	Concept Design relationship to technique and media	Concept
Standards: 9.1.12.B 9.1.12.C 9.1.12.K 9.4.12.B 9.4.12.C 9.4.12.D	Standards: 9.1.12.D 9.1.12.E	Standards:
↓	↓	↓
Lesson Essential Question : How will the knowledge and application of the elements and principles of design inform my creative choices when creating jewelry?	Lesson Essential Question How will the understanding of design and its relationship to technique and media inform my decisions throughout the creative process of jewelry making?	Lesson Essential Question
↓	↓	↓
Vocabulary: Color, form, line, space, texture, value balance, contrast, emphasis, movement, proportion/scale repetition, unity/harmony	Vocabulary	Vocabulary

Concept Design Practice	Concept	Concept
-----------------------------------	----------------	----------------

EASTERN LEBANON COUNTY SCHOOL DISTRICT
 STUDENT LEARNING MAP
 Revised 2/3/14

Standards: 9.1.12.E	Standards:	Standards:
		
Lesson Essential Question: How will design practice increase my ability to apply the design principles when designing and creating original works in Jewelry?	Lesson Essential Question	Lesson Essential Question
		
Vocabulary Compare Contrast interpret analyze Sketch Sketchbook	Vocabulary	Vocabulary

Additional Information/Resources:
--

EASTERN LEBANON COUNTY SCHOOL DISTRICT
STUDENT LEARNING MAP
Revised 2/3/14

Course/Subject: Jewelry Design
Topic: Critical Response

Days:
Grade Level: 10-12

Key Learning: Explain and apply the critical examination processes of works in the arts and humanities.




Unit Essential Question:?

How will explaining and applying the critical examination processes of works in the arts allow me to better understand the works of art and why they are important?

Concept: Critical response processes	Concept	Concept
Standards: 9.3.12.A 9.3.12. 9.3.12.B 9.3.12.C	Standards:	Standards:
Lesson Essential Question How will the understanding and application of the Critical response process allow me to better understand works of art and why they have become important.	Lesson Essential Question	Lesson Essential Question
Vocabulary: Describe Analyze Interpret Decide (Judge)	Vocabulary	Vocabulary

Concept Art Criticism Approach Student Artwork	Concept	Concept
Standards:9.3.12.A, 9.3.12.B, 9.3.12.C	Standards:	Standards:

EASTERN LEBANON COUNTY SCHOOL DISTRICT
STUDENT LEARNING MAP
Revised 2/3/14

<p><u>Lesson Essential Question:</u> How will the following questions lead me to a greater understanding of a work of art created by a “Master” or student artist? What is in an artwork? How is the artwork designed or put together? (Include elements and Principles of Art) What does it mean? What is the artist trying to say? Is it a successful work of art? (What do I think about the artwork?)</p>	<p><u>Lesson Essential Question</u></p>	<p><u>Lesson Essential Question</u></p>
		
<p><u>Vocabulary description</u> <u>Details Elements of art</u> <u>Principals of Art</u></p>	<p><u>Vocabulary</u></p>	<p><u>Vocabulary</u></p>

<p><u>Additional Information/Resources: Lesson for Art Criticism by Betsy Larson</u> Art In Focus Text</p>
--

EASTERN LEBANON COUNTY SCHOOL DISTRICT
STUDENT LEARNING MAP

Revised 2/3/14

Course/Subject: Jewelry Design
Topic: Art History (artists & styles)

Days: 2-80 min. classes and ongoing
with each new project
Grade Level:
10-12

Key Learning: Recognize the cultural and historical significance of jewelry making.



Unit Essential Question: How will recognizing the historical and cultural significance of jewelry making inform my design choices when creating jewelry and understanding personal adornment as a valid art form.

Concept: Jewelry through the ages, personal adornment the early period.	Concept: Cultural Influences in jewelry design: African, Native American, Egyptian	Concept
Standards: 9.2.12 A. 9.2.12.C 9.2.12.E 9.2.12.G 9.2.12.H	Standards: 9.2.12.G 9.2.12.D	Standards:
↓	↓	↓
Lesson Essential Question: How will knowing about jewelry created in the early ages influence my creative design ideas?	Lesson Essential Question How will the study of diverse cultures(African, Native American, Egyptian, etc.) inform the creative design process when creating jewelry?	Lesson Essential Question
↓	↓	↓
Vocabulary: Byzantine Celtic Gothic Medieval Talisman Middle Ages girdle Dark Ages Ecclesiastical Glass lampworking	Vocabulary Horn Recycled Co-Op	Vocabulary

Concept Jewelry 1500-Edwardian Period	Concept Jewelry design 1880-present	Concept
--	--	----------------

EASTERN LEBANON COUNTY SCHOOL DISTRICT
STUDENT LEARNING MAP

Revised 2/3/14

Standards: 9.2.12 A. 9.2.12.C 9.2.12.E 9.2.12.G 9.2.12.H	Standards: 9.2.12 A. 9.2.12.C 9.2.12.E 9.2.12.G 9.2.12.H	Standards:
↓	↓	↓
Lesson Essential Question: How will knowing about jewelry created in 1500- to the Edwardian Period influence my creative design ideas?	Lesson Essential Question : How will knowing about jewelry created from 1880 to the present influence my creative design ideas?	Lesson Essential Question
↓	↓	↓
Vocabulary <u>Renaissance</u> <u>Edwardian</u> <u>Eye jewelry</u> <u>Diamonds</u> <u>Platinum</u>	Vocabulary <u>Victorian</u> <u>Art Nouveau</u> <u>Arts and Crafts</u> <u>Modern</u> <u>Art Deco</u> <u>Free form</u>	Vocabulary

Additional Information/Resources:” Desert Jewels” Kristyne Loughran & Cynthia Becker “History of Jewelry 1100-1870” Joan Evans, Jewels of the Tsars By Prince Michael of Greece.

EASTERN LEBANON COUNTY SCHOOL DISTRICT
STUDENT LEARNING MAP

Revised 2/3/14

Course/Subject: Jewelry Design
Topic: Materials Tools Techniques

Days: Ongoing throughout course
Grade Level:
10-12

Key Learning: Recognize jewelry techniques, tools, and materials used to create visual statements.









Unit Essential Question: How will the recognition **and use of various jewelry techniques, tools, and materials inform my creative decisions when creating visual statements?**

Concept: Tools as related to each project throughout the course.	Concept : Techniques	Concept
Standards: 9.1.12.C 9.1.12.J 9.1.12.K	Standards: 9.1.12.D 9.1.12.E 9.1.12.J 9.1.12.K	Standards:
↓	↓	↓
Lesson Essential Question How will the understanding and proper use of tools inform my creative decisions when creating visual art.	Lesson Essential Question How will the understanding and use of various jewelry making techniques inform my creative decisions when creating jewelry?	Lesson Essential Question
↓	↓	↓
Vocabulary: Clasps Kiln Soldering Iron Pliers Cutter Jewelers' Saw Dremmel Tool Sieve Copper Tongs Spatula Lifter Stilts Chasing hammer Propane Torch Annealing Pan Running Pliers	Vocabulary Enameling Wire Wrapping Fusing Glass Hammering Sawing Forming Shaping	Vocabulary

EASTERN LEBANON COUNTY SCHOOL DISTRICT
STUDENT LEARNING MAP
Revised 2/3/14

Wire Brush		
------------	--	--

<u>Concept : Materials</u>	<u>Concept</u>	<u>Concept</u>
Standards: 9.1.12.C 9.1.12.H	Standards:	Standards:
		
Lesson Essential Question: How will the understanding and proper use of materials inform my creative decisions when creating visual art?	Lesson Essential Question	Lesson Essential Question
		
Vocabulary <u>Plastine</u> <u>Clay Raku Clay Brass</u> <u>Copper Foil, Wire gauge</u> <u>Enamel Glass Findings</u> <u>Closures Sheet Glass</u> <u>Stringers Frit</u> <u>Aluminum Wire</u> <u>Emory Paper Solder</u> <u>Copper Foil Tape</u> <u>Seed Beads</u>	Vocabulary	Vocabulary

Additional Information/Resources: Revised 1/29/2014
--